









ADTESU Rental LED Display



*Cabinet size

RAW5048

-  Die-cast aluminum narrow frame design, only 80mm thick, weighing only 14Kg, easy to install, saving transportation costs.
-  Supports two maintenance modes: front maintenance and post maintenance. Maintenance is fast and convenient.
-  With a special heat dissipation structure, the heat dissipation is excellent. Fanless design, absolutely silent operation.

-  The cabinet is flexible and compact, and the alignment slot + positioning pin design ensures that the screen is flat and seamless.
-  Ultra-high refresh rate, consistent picture, smooth and natural display, uniform color, high contrast, true picture.
-  Using point-by-point correction technology, brightness and chromaticity are consistent.
-  A wide viewing angle gives your screen the largest viewing area.

Specifications

Pixel pitch	4.81 mm	Brightness	1000 cd/m ² (adjustable)
Module Size (W*H)	250 mm x 250 mm x 13 mm	Contrast ratio	5000:1
Physical density	62,500 pixel/m ²	Color temperature	8500 K - 11500 K
Module resolution (W*H)	52 x 52	Brightness uniformity	> 97%
Module weight	0.65 Kg	Color uniformity	> 97%
Module port	HUB-75	Light pixel centerline spacing difference	< 3%
Driving Method	Constant current 1/16scan	Single pix brightness correction	(support)
LED encapsulation	Commercial Grade 3-in-1	Gray scale/color	≥ 16.7 M color
Module working voltage	5V DC	LED lifetime: typical	100000 hours
Module maximum power consumption	35 W	Cabinet weight	14.5 Kg
Viewing angle	140°/160°	Cabinet flatness	≤ 0.1 mm
Module of cabinet (W*H)	2 x 4	Cabinet size (WxH)	500 mm x 500 mm
Cabinet resolution (W*H)	104 x 104	Maximum power	300 W/m ²
Distance option	4-60 m	Display working voltage	100 - 240 V AC 50/60 Hz
Frame rate	60 Hz	Working environment temperature	(-10) ~ 40°C
Refresh rate	1920Hz Adjustable	Working environment humidity (RH)	10% ~ 70%